

COMPANY UP&DOWN DOWNLIGHT IN-GROUND BRICKLIGHT FLOODLIGHT BOLLARD BULKHEAD GARDEN URBAN CLASSIC URBAN MODERN POST LAMPS REFERENCES

NOEMI HIGH POWER LED

LARGE SIZE



Hexagonal lantern made in shockproof resin material, UV rays stabilized, rust and corrosion-free. Modular construction suitable for post top, wall and hanging installation. Provided with reflective ceiling designed to host the lighting source and equipped with TÜV-CB certified, long-life and efficient **E27 high power LED lamp included**. Insulation class II, Protection rating IP55.

*Lantern a esagonale realizzata in resina antiurto, stabilizzato ai raggi UV, inattaccabile da ruggine e corrosione. Idonea per il montaggio a palo, a sospensione o a parete. Provvista di soffitto riflettente progettato per accogliere la sorgente luminosa e fornita **completa di lampada a LED E27 ad ALTA POTENZA**, certificata TÜV-CB di lunga durata ed elevata efficienza. Classe di isolamento II, grado di protezione IP55*

E27 HIGH POWER LED

INDOOR & OUTDOOR USE

+80°C
-30°C

90% HUMIDITY

VOLTAGE SURGE RESISTANT

DRIVER SILICONE PROTECTION

TUV 500

E35.121.Q1L





NOEMI HIGH POWER LED - LANTERN COMPONENTS

IP55



Decorative **PINNACLE** to be mounted on the roof top for post installation or on the lantern base for hanging installation.

PINNACOLO decorativo applicabile alla sommità del tetto (montaggio a palo) o sulla base della gabbia (montaggio a sospensione).

Lantern **ROOF** made of shockproof resin material. Tool-free opening for relamping and maintenance.

TETTO realizzato in resina antiurto. Removibile senza l'ausilio di attrezzi per manutenzione e cambio lampadina.

High temperature resistant reflective **CEILING** made of shockproof resin material. Provided with E27 lampholder and equipped with **HIGH POWER LED lamp**. Designed to host and protect the lighting source, granting its safe and quick installation.

SOFFITTO riflettente realizzato in resina antiurto ad alta resistenza al calore. Fornito completo di portalampada E27 e provvisto di lampada a LED ad **ALTA POTENZA**. Progettato per accogliere e proteggere la sorgente luminosa garantendone una veloce e sicura installazione.

DIFFUSER of UV-rays stabilized PMMA, with recess for a power supply cable. One piece only closed at the base to ensure high protection against external agents.

DIFFUSORE in PMMA resistente ai raggi UV, provvisto di sede per l'alloggiamento del cavo di alimentazione. Realizzato in unico pezzo chiuso alla base per garantire un alto livello di protezione contro gli agenti esterni.

CAGE made of shockproof resin material, UV-rays stabilized, rust and corrosion-free.

GABBIA realizzata in resina antiurto, stabilizzata ai raggi UV, inattaccabile da ruggine e corrosione.

NOEMI HIGH POWER LED

E35.000 *



Dimensions and weight

Height: 530 mm
Width: 350 mm
Depth: 305 mm
Weight: 3,9 Kg
Junction to support: diameter 60 mm
Area exposed to wind pressure:
CxS = m² 0,110

Moulded colours:

Black White

Painted colours:

Antique green Antique bronze

Diffuser PMMA:

Clear Opal

HIGH POWER LED





- **COST SAVING:** long-life and efficient LED light source.
- **BUILT-IN DRIVER:** quick and easy lamp replacement
- **GREAT FLEXIBILITY:** E27 standard lamp holder.
- **FUTURE-PROOFED LUMINARIES:** performances easy to upgrade to latest technology developments.
- **SUITABLE FOR OUTDOOR USE:** built-in driver fully protected against heat and humidity by silicone paste.

100 - 240 V

*ADD. SUFFIX

Lantern equipped with TÜV-CB certified, long-life and efficient **E27 high power LED lamp**, granting the same luminous flux of traditional SON/HQI lighting sources. The lamp can be quickly and easily replaced, making the luminaries maintenance very simple.

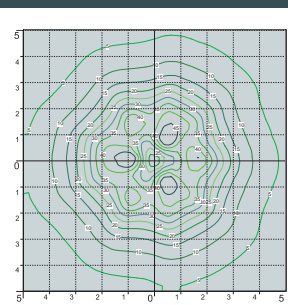
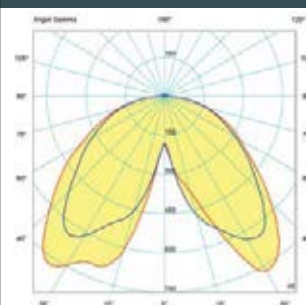
		15 W	1800 Lm	4000 K	.R1L
E27				3000 K	.R1R
		30 W	3500 Lm	4000 K	.Q1L
E27				3000 K	.Q1R
		50 W	5300 Lm	4000 K	.H1L
				3000 K	.H1R

LED LAMPS



Technical details on page 552.

PHOTOMETRIC DATA SAMPLE



SAVE -65%

HIGH POWER LED 30W
(power consumption)

Area: 10x10mt
Height: 3mt
15 lux

SON 70W
power consumption = 84W

* ADD THESE SUFFIXES TO THE REFERENCES MENTIONED IN THE CATALOGUE

COMPANY UP&DOWN DOWNLIGHT IN-GROUND BRICKLIGHT FLOODLIGHT BOLLARD BULKHEAD GARDEN URBAN CLASSIC URBAN MODERN POST LAMPS REFERENCES

NOEMI

LARGE SIZE



E35.157.Q1L



E35.132.Q1L



E35.121.Q1L



E35.132.Q1L



E35.113.R1L



E35.162.R1R





OFIR/NOEMI
E35.132

Pcs 1
Kg 4,6
mc 0,048

EVA/NOEMI
E35.181

Pcs 1
Kg 10,9
mc 0,168

NOEMI
E35.000

Pcs 1
Kg 3,9
mc 0,043

LOT/NOEMI
E35.113

Pcs 1
Kg 4,8
mc 0,061

MIRRA/NOEMI
E35.142

Pcs 1
Kg 9,5
mc 0,083

SICHEM/NOEMI
E35.121

Pcs 1
Kg 4,4
mc 0,048

RICU/NOEMI
E35.157

Pcs 2
Kg 27,8
mc 0,310

GIGI/NOEMI
E35.156

Pcs 2
Kg 26,3
mc 0,278

ARTU'/NOEMI
E35.158

Pcs 2
Kg 23,3
mc 0,247

ALOE'.R/NOEMI
E35.163 resin

Pcs 2
Kg 12,8
mc 0,182

IAFET.R/NOEMI
E35.162 resin

Pcs 2
Kg 13,1
mc 0,153

COMPANY
UP&DOWN
DOWNLIGHT
IN-GROUND
BRICKLIGHT
FLOODLIGHT
BOLLARD
BULKHEAD
GARDEN
URBAN CLASSIC
URBAN MODERN
POST
LAMPS
REFERENCES

NEBO/NOEMI

LARGE SIZE



E35.201.R20.Q1L



E35.201.R20.Q1L



E35.201.Q1R



MADE IN ITALY



NEBO OFIR/NOEMI 2L
E35.201.R20

Pcs 1
Kg 31,9
mc 0,268

NEBO OFIR/NOEMI 3L
E35.201.R30

Pcs 1
Kg 35,8
mc 0,342

NEBO/NOEMI
E35.201

Pcs 1
Kg 24,9
mc 0,196

NEBO OFIR/NOEMI 2L
E35.201.R20

Pcs 1
Kg 31,9
mc 0,268

NEBO OFIR/NOEMI 3L
E35.201.R30

Pcs 1
Kg 35,8
mc 0,342

COMPANY
UP&DOWN
DOWNLIGHT
IN-GROUND
BRICKLIGHT
FLOODLIGHT
BOLLARD
BULKHEAD
GARDEN
URBAN CLASSIC
URBAN MODERN
POST
LAMPS
REFERENCES

TABOR/NOEMI

LARGE SIZE



E35.204.R20.Q1L



E35.204.R30.Q1L



E35.204.Q1L





TABOR OFIR/NOEMI 2L
E35.204.R20

Pcs 1
Kg 36,4
mc 0,295

TABOR OFIR/NOEMI 3L
E35.204.R30

Pcs 1
Kg 39,5
mc 0,369

TABOR/NOEMI
E35.204

Pcs 1
Kg 29,4
mc 0,223

Ø 275

TABOR OFIR/NOEMI 2L
E35.204.R20

Pcs 1
Kg 36,4
mc 0,295

Ø 275

TABOR OFIR/NOEMI 3L
E35.204.R30


Pcs 1
Kg 39,5
mc 0,369

Ø 275

COMPANY
UP&DOWN
DOWNLIGHT
IN-GROUND
BRICKLIGHT
FLOODLIGHT
BOLLARD
BULKHEAD
GARDEN
URBAN CLASSIC
URBAN MODERN
POST
LAMPS
REFERENCES

HOREB/NOEMI

LARGE SIZE



E35.207.M30.Q1L



E35.171.Q1L



E35.207.M21.Q1L



MADE IN ITALY



HOREB ADAM/NOEMI 1L
E35.207.M10

Pcs 1
Kg 33,8
mc 0,280

ADAM/NOEMI
E35.171

Pcs 1
Kg 5,3
mc 0,083

HOREB ADAM/NOEMI 3+1
E35.207.M31

Pcs 1
Kg 48
mc 0,476

HOREB/NOEMI
E35.207

Pcs 1
Kg 31,9
mc 0,249

HOREB ADAM/NOEMI 2+1
E35.207.M21

Pcs 1
Kg 43
mc 0,404

HOREB ADAM/NOEMI 3L
E35.207.M30

Pcs 1
Kg 44,1
mc 0,414


HOREB ADAM/NOEMI 2L
E35.207.M20

Pcs 1
Kg 38,8
mc 0,342

COMPANY
UP&DOWN
DOWNLIGHT
IN-GROUND
BRICKLIGHT
FLOODLIGHT
BOLLARD
BULKHEAD
GARDEN
URBAN CLASSIC
URBAN MODERN
POST
LAMPS
REFERENCES

KARMELO 3000/NOEMI

LARGE SIZE



E35.231.R20.Q1L



E35.231.R30.Q1L



E35.231.Q1L

MADE IN ITALY



KARMEI 3000 OFIR/NOEMI 2L
E35.231.R20

Pcs 1
Kg 36,4
mc 0,295

KARMEI 3000 OFIR/NOEMI 3L
E35.231.R30

Pcs 1
Kg 39,5
mc 0,369

KARMEI 3000/NOEMI
E35.231

Pcs 1
Kg 29,4
mc 0,223

KARMEI 3000 OFIR/NOEMI 2L
E35.231.R20

Pcs 1
Kg 36,4
mc 0,295

KARMEI 3000 OFIR/NOEMI 3L
E35.231.R30

Pcs 1
Kg 39,5
mc 0,369

COMPANY
UP&DOWN
DOWNLIGHT
IN-GROUND
BRICKLIGHT
FLOODLIGHT
BOLLARD
BULKHEAD
GARDEN
URBAN CLASSIC
URBAN MODERN
POST
LAMPS
REFERENCES

KARMEL 3500-4000/NOEMI

LARGE SIZE



E35.234.M21.Q1L



E35.171.Q1L



E35.234.Q1L





KARMEL 3500 ADAM/NOEMI 1L	KARMEL 4000 ADAM/NOEMI 1L
E35.234.M10	E35.237.M10
Pcs 1 Kg 33,8 mc 0,280	Pcs 1 Kg 36,3 mc 0,287

KARMEL 3500/NOEMI
E35.234
Pcs 1 Kg 31,9 mc 0,249

KARMEL 3500 ADAM/NOEMI 2+1	KARMEL 4000 ADAM/NOEMI 2+1
E35.234.M21	E35.237.M21
Pcs 1 Kg 43 mc 0,404	Pcs 1 Kg 45,5 mc 0,431

KARMEL 3500 ADAM/NOEMI 3L	KARMEL 4000 ADAM/NOEMI 3L
E35.234.M30	E35.237.M30
Pcs 1 Kg 44,1 mc 0,414	Pcs 1 Kg 46,6 mc 0,441

KARMEL 3500 ADAM/NOEMI 3+1	KARMEL 4000 ADAM/NOEMI 3+1
E35.234.M31	E35.237.M31
Pcs 1 Kg 48 mc 0,476	Pcs 1 Kg 50,5 mc 0,503

KARMEL 3500 ADAM/NOEMI 2L	KARMEL 4000 ADAM/NOEMI 2L
E35.234.M20	E35.237.M20
Pcs 1 Kg 38,8 mc 0,342	Pcs 1 Kg 41,3 mc 0,369

COMPANY
UP&DOWN
DOWNLIGHT
IN-GROUND
BRICKLIGHT
FLOODLIGHT
BOLLARD
BULKHEAD
GARDEN
URBAN CLASSIC
URBAN MODERN
POST
LAMPS
REFERENCES